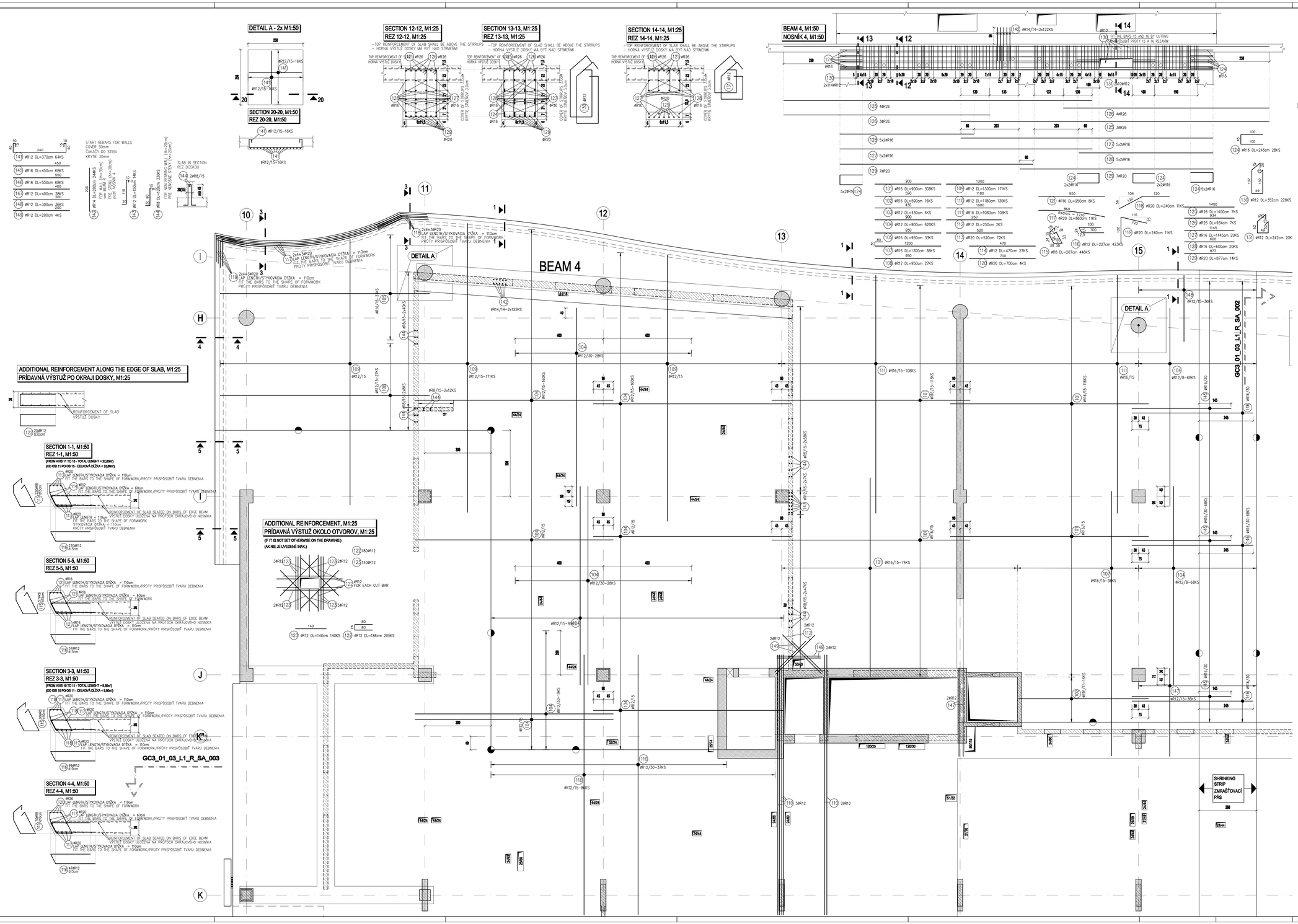


SO-03 Ground plan scheme slab about L1 - Plan number 001
SO-03 Pôdorysná schéma dosky nad L1 - výkres číslo 001

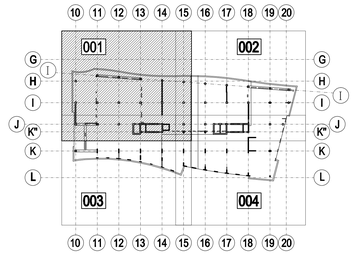


**WORKING JOINTS :** (PRACOVNÉ ŠKÁRY)

**CONCRETING SEQUENCES** (POSTUP BETONÁŽE)

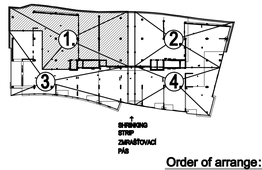


**Order of arrange:**
Poradie ukladania :
**Bottom reinforcement**
Dolná výstuž

closer to the bottom surface
bližšie k spodnému povrchu

## NOTES: (POZNÁMKA)

- Concrete grades (triedy betónu)
  (unless otherwise stated on the drawing - ak nie je uvedené na výkrese inak):
  Walls - ( steny ) C25/30
  Columns - ( stĺpy ) C30/37, C40/50 - SEE REINFORCEMENT DRAWING (POZRI VÝKRES VÝSTUŽE)
  Slabs - ( dosky ) C30/37
  Beams - ( nosníky ) C30/37

- Inlay Work Drawings from GC3!

| | |
|---|---|
| **Concrete Quality** ( třída betonu ): as given on the drawing<br>**Reinforcing Steel** ( třída oceli ): B500B<br>**Concrete covering** ( krytie výstuže ): 3.0cm<br>unless otherwise stated (ak nie je stanovené inak )<br>If rebar Ø>26mm cover=3.5cm<br>(pri priemerom výstuže Ø >26mm krytie = 3.5cm) | **Reference drawings** (podklad. na plány):<br>GC3_01_00_L1_F_SA_001-004<br>GC3_01_00_L1_R_CA_002 |
| 15 15 dimensions in centimetre ( kótované v cm ) | construction joints ( pracovná škára ) |

±0.00 = +139.75m Baltic sea after leveling

| REV. | DATE | DRAWN | DESCRIPTION |
|---|---|---|---|
| 04 | - | - | - |
| 03 | 31.07.2020 | DK | As Built |
| 02 | 30.06.2020 | HR | COM 34945 |
| 01 | 14.01.2020 | HR | COM 33266 |

# EUROVEA INTERNATIONAL TRADE CENTER BRATISLAVA

SCHEME:

CLIENT:
Ballymore EUROVEA, a.s.
MOSTOVÁ 2, BRATISLAVA 811 02
tel. +421 2 54640932, fax. +421 2 54640940
info@ballymore.sk

DESIGNER:
ZIPP BRATISLAVA s.r.o.
ZDRUŽENIE EUROVEA
ZIPP/PORR SK/PPH
Staré Vajnorská 16
SK-832 44 Bratislava
IČO: 31350161
DIČ: 2020379691

PLAN COORDINATION:
MISCHEK MBS / PORR
Ungargasse 64-66/ Stg. 4/ 2. Stock
1030 Wien / AUSTRIA


TYPE OF DRAWING (TYP VÝKRESU):
REINFORCEMENT DRAWING (VÝKRES VÝSTUŽE)

**As Built**
**(Projekt skutočného vyhotovenia)**

DRAWING TITLE (OBSAH VÝKRESU):
SLAB OVER L1 - SECTION 2 - AXIS 10 - 15 / G - K* - BOTTOM REINFORCEMENT
( DOSKA NAD L1 - ČASŤ 2 - OS 10 - 15 / G - K* - SPODNÁ VÝSTUŽ)

| PROJECT-NR.: | Company | Object | Detail of Object | Level | Discipline | Subject | Plan Number | Revision |
|---|---|---|---|---|---|---|---|---|
| XX-XXX | GC3 | 01 | 03 | L1 | R | SA | 001 | 03 |

| DATE: | SCALE: | FORMAT: | DESIGNED BY: | DRAWN BY: | CHECKED BY: |
|---|---|---|---|---|---|
| 17.12.07 | 1:50 | 1.17m² | BI | RE | BE |

H/B = 835.0 / 1399.0 (1.17m²)